


TWO-HANDED (RATCHET) TOURNIQUET APPLICATION

TACTICAL FIELD CARE (TFC)



01 **EXPOSE** and **ASSESS** the wound.




02 **REMOVE** tourniquet from the casualty's JFAK and/or carrying pouch.



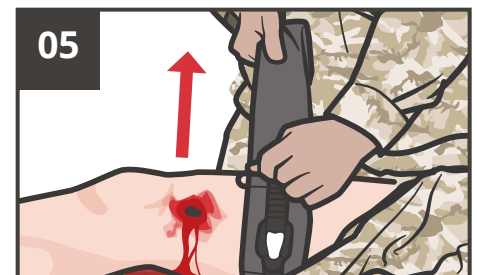
03a **INSERT** wounded extremity in the loop of the tourniquet strap.



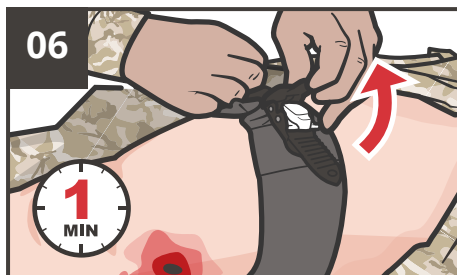
03b **OR** **ROUTE** band around limb, and through routing buckle.



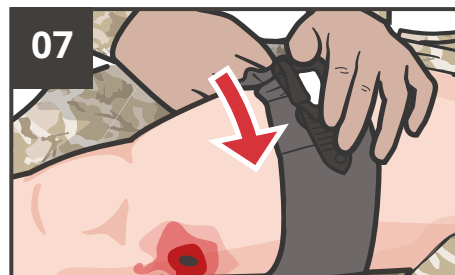
04 **POSITION** 2-3 in above wound directly on skin.



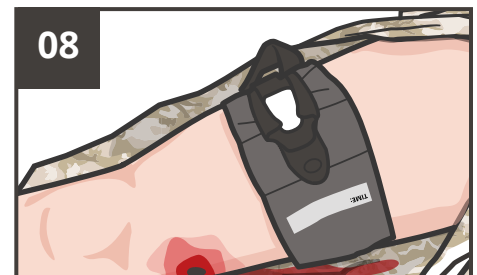
05 **PULL** strap as **TIGHTLY** as possible, removing excess slack.



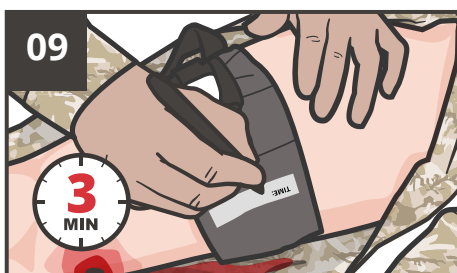
06 **RATCHET** device as tightly as possible until bleeding stops (complete steps 1-6 in under 1 min).




07 **LOCK** the ratchet on itself (it will click into place).



08 **WRAP** excess strap around the ratchet device and **SECURE** in place.



09 **DOCUMENT** the time of tourniquet application on the strap.



10 **DOCUMENT** all findings and treatments on the DD Form 1380 TCCC Casualty Card and attach it to the casualty.