



TWO-HANDED (RATCHET) TOURNIQUET APPLICATION CARE UNDER FIRE (CUF)

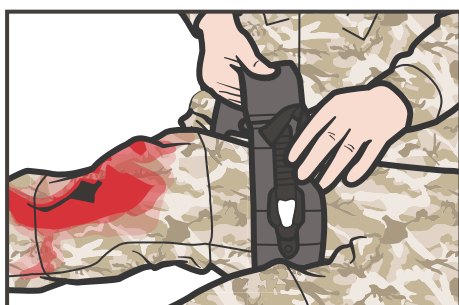


01 REMOVE tourniquet from the casualty's JFAK and/or carrying pouch.

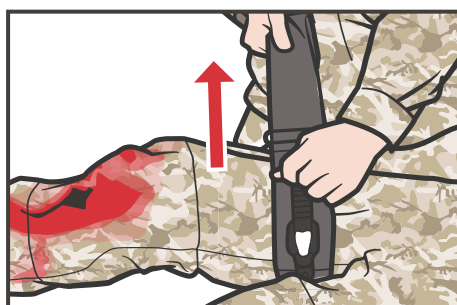


02a INSERT the wounded limb through the tourniquet strap loop.

02b ROUTE strap around the limb; pass the tip through the buckle.



03 POSITION the tourniquet above the bleeding site, high on the extremity over the clothing/uniform.



04 PULL strap as **TIGHTLY** as possible, removing all excess slack.



05 RATCHET maneuver device as tightly as possible until the bleeding has stopped (*complete steps 1-5 in under 1 min*).



06 LOCK the ratchet on itself (it will click into place).



07 If no other major bleeding is present, **MOVE** casualty to cover.

NOTE: Do not document tourniquet application time until the Tactical Field Care phase.