

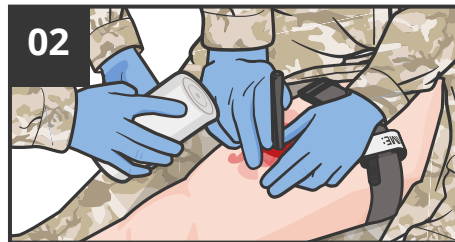
IMPALED OBJECT



CONSIDER body substance isolation.
NOTE: If a Combat Lifesaver is available, direct them to assist.



01
GENTLY expose the impaled object by cutting or removing clothing to expose the wound site.



02
If the impaled object is **PROTRUDING** from an extremity, check the pulse distal to the wound to determine if circulation is impaired.
NOTE: If circulation is impaired, prioritize the casualty for evacuation.



03
ASSESS wound, and if serious bleeding present, apply direct pressure to control bleeding, ensuring not to apply pressure to the impaled object.
NOTE: Reassess tourniquet, if applicable.



04
DIRECT the CLS or another first responder to manually stabilize the impaled object while you dress the wound.
NOTE: As an alternate method of stabilization, secure using a chest seal.



05
APPLY a dressing to the wound and stabilize the impaled object using sterile pads, kerlix roll, or field dressing to prevent motion.



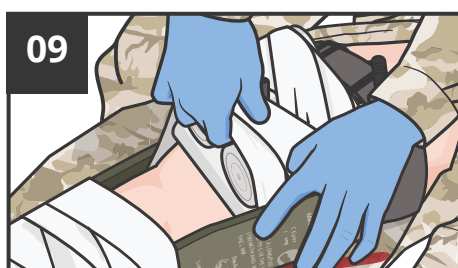
06
APPLY additional dressings, if needed, by building up the area around the impaled object to further protect and stabilize the impaled object.




07
SECURE all dressings using tape, bandages, and/or cravats to hold bulky dressings in place.



08
If the wound is on an **EXTREMITY**, immobilize the extremity using a splint.
NOTE: Reassess pulse, motor, sensory upon splinting.



09
REASSESS dressing for hemorrhage control. **REASSESS** casualty for shock.



11
DOCUMENT all findings and treatments on a DD Form 1380 TCCC Casualty Card and attach it to the casualty.